

2020 Calendar
for
November, December
and January



TENTATIVE!!

November

- 9 End of 1st Marking Period
- 10 2nd Quarter begins
- 10 BOE Meeting (Aud) 7:00 p.m.
- 11 **Veteran's Day Observance - NO SCHOOL**
- 17-19 School picture retakes
- 18 Report Cards Distributed
- 25 1/2 Day of School
- 26-29 **Thanksgiving - NO SCHOOL**



December

- 8 BOE Meeting (Aud) 7:00 p.m.
- 11 Progress Reports Mailed
- 23-1/3 **Christmas Recess - NO SCHOOL**



JANUARY

- 4 School resumes
- 12 BOE Meeting (Aud.) 7:00 p.m.
- 18 **Martin Luther King Day - NO SCHOOL**
- 22 End of 2nd Marking Period
- 29 **NO SCHOOL FOR STUDENTS-Regents Scoring**





WILSON MIDDLE SCHOOL
374 Lake Street / P.O. Box 648
Wilson, New York 14172
(716) 751-9341, Ext. 124
WWW.WILSONCSD.ORG

October 2020

Dear Parents and Guardians.

The first few weeks of school have gone remarkably well! We have glitches now and then, but we work through them with communication and effort. We're getting there. Thank you for your patience.

At Wilson Middle School, our faculty, staff and students continue to be vigilant when it comes to mitigating the spread of COVID-19 in our school and community. We greatly appreciate the parents who have kept their children home when their child was not feeling well. Parents are urged to continue this practice for the protection of everyone in our community.

Students have quickly adjusted to the new COVID-19 related routines at school - social distancing, frequent hand washing, sanitizing and wearing masks, when directed, throughout the school day.

SCHOOL PICTURES

Interstate School Pictures were on campus October 13 - 15. They will return for School Picture Retakes November 17 - 19.

DAILY COVID-19 CHECKLIST

I would like to thank all parents for your diligence in filling out the daily COVID Checklist. This must be filled out online everyday, **for each student that will be on campus**. Our staff members also complete the screening each day before entering the building. Please complete the form prior to your student getting on the bus or arriving at school each morning.

HALLOWEEN

We will show our Halloween spirit at Wilson Middle School by wearing orange and black at school on Tuesday, October 27th (Cohort A) and Friday, October 30th (Cohort B). Halloween costumes are not to be worn to school. Thank you for your cooperation.

HEALTH

We are looking forward to continued health and wellness at school. As Fall is upon us and students inevitably get colds, etc., we are hopeful that our mask wearing and frequent hand washing and sanitizing will minimize our cold season. There have been many questions regarding what to do when your child is sick. If you have any questions regarding student illness or return to school procedures, please contact Mrs. Suzanne Dean, Nurse - 751-9341 ext. 125 (sdean@wilsoncsd.org).

1st QUARTER

We are more than half way through the 1st quarter. The first quarter ends November 9th. There are plenty of opportunities to bring up unsatisfactory grades. Our dedicated teachers are here to help all our students. Please encourage your student to see their teacher for help if they are struggling. If you have any questions or concerns, do not hesitate to contact your child's teachers, guidance counselor or Principal Benton.

ATTENDANCE

Your student needs to log into their google classroom for homeroom every Wednesday morning, before 8:00, in order to be marked present for the day. Your student also needs to complete all of his/her core class assignments before 2:27. This will ensure that your student is marked present for that class period. If they fail to do either, they will be marked absent for the day.

ACADEMIC INSTRUCTION (Wednesdays)

Your student will be assigned some sort of task about 8:00 Wednesday morning, and should be completed by 2:27 in order for it to be graded. This work will either be review work or will be an assignment that will include supplemental materials they will need to watch or read in order to complete the assignment. This work should take no more than half an hour, and will be used to reinforce what has already been learned in school.

EXTRA HELP

Some teachers have offered office hours and post the link in their google classroom. Otherwise, all core teachers are available by reaching out to them by email. If a question can not be answered in an email, a google meet can be set up to help with the assignment.

TIPS

Here are some helpful tips to help make Wednesday remote instruction easier for all:

- ☒ Log in as if it was any other remote day for homeroom and work through your schedule one class at a time.
- ☒ Use your agenda to write down assignments.

UPCOMING EVENTS

Note: If/when gathering restrictions are lifted the calendar will be updated to include school events.

- ☒ 10/19-10/23 Fire Drills
- ☒ 10/27 7:00 BOE Work Session (Aud)
- ☒ 11/9 1st Quarter ends
- ☒ 11/10 2nd Quarter begins
- ☒ 11/10 7:00 BOE Meeting (Aud)
- ☒ 11/11 Veterans' Day (No School)
- ☒ 11/17-11/19 School Picture Retakes
- ☒ 11/18 1st Quarter Report Cards Mailed
- ☒ 11/24 7:00 BOE Work Session (Aud)
- ☒ 11/25 Half day for students and staff
- ☒ 11/26 & 11/27 Thanksgiving Break

Please contact Principal Benton with questions/concerns.

Be Better Today Than Yesterday.

Take care,

Scott Benton, Principal
Wilson Middle School

Hall of Mythological Creatures

Following are samples of student work from Mrs. Seeley's 7th grade English class. As a primer for a unit on Mythology, all students were assigned a mythological creature to research. The premise was that all the creatures would be on display in a zoo-like setting, with plaques outside each display, describing the creature. Students used Google Slides to communicate an idea through the use of graphics. They also practiced short, succinct writing, meant to relay only the most important information, using a pre-defined space. This was a great assignment to practice editing!

By Ruby Narehood

KRAKEN

CREATURE FEATURES



The kraken is a legendary cephalopod-like sea monster of gigantic size in Scandinavian folklore. According to the Norse sagas, the kraken dwells off the coasts of Norway and Greenland and terrorizes nearby sailors. Authors over the years have postulated that the legend may have originated from sightings of giant squids that may grow to 13-15 meters (40-50 feet) in length.

The sheer size and fearsome appearance attributed to the kraken have made it a common ocean-dwelling monster in various fictional works. The kraken has been the focus of many superstitious sailors passing the North Atlantic and especially sailors from the Nordic countries due to their proximity and its Scandinavian origin. Throughout the centuries the kraken has been a staple part of sailors' superstitions and myths being heavily linked to sailors' ability of telling a tall tale.

Close-up view

Here are close-ups of the kraken's features (eye and skin) and some trails they left behind when they washed up to shore.



Weight: 4,000 pounds
Height: 135 feet tall
Habitat: Cold depths of the sea



Appearance: Large, and squid like




Food: Fish and humans
Power: Has none
Location: Pacific Ocean between Norway and Greenland

By Cassie Ranney

MERMAID

CREATURE FEATURES



The Mermaids have many beautiful features these features are there golden hair, and they have a half body, and have fish. There tail has wonderful colors. Some people who believe in mermaids are the Europeans, Asians, and the Africans. The story that was created is, 'The Goddess Atargatis, loved a mortal but unintentional killed him. She jumped into a lake and took the form of half fish, half mermaid. The waters could not conceal her beauty that, why she took the form of a mermaid.'



Weight: 190 Lbs
Height: Up to 2,000 Ft
Habitat: Ocean



Appearance: Golden hair, colorful tail, half human, half fish



Food: Seaweed and fish
Power: Enchanting voice
Location: Europe, Asia, and, Africa



Close-up view

On the left you will see a close up of a mermaid's tail and on the right you will see a mermaid's habitat.



By Ryan Thompson

WEREWOLF


CREATURE FEATURES



The werewolf has been very well known since just after the civil war. Studying of the werewolf is known as Lycanthropy. Most people who have reported sightings of werewolves have been near Northern rural Europe and northwestern Russia. Most werewolf adaptations were by a curse, but some self inflicted ones are putting on a wolves skin or rubbing magic ointment on your body. One thing to prove your a werewolf is if you get injured in wolf form it will show in human form. Some ways to tell are unusually long nails, hair under tongue, restless and unusual fast eating food. Some ways for the curse to stop are removing the wolf skin, getting hit on the head or the moon will go down and sunrise begins.

Close-up view

To the left is a close-up picture of what fur of a wolf looks like and to the right is a picture of wolf footprints



Weight: 200-1000 pounds
Height: 7-9 feet
Habitat: Rural towns and villages in northern Europe



Appearance: Tall wolf like figure
Food: Humans or other large animals found in the wild
Power: Turns into wolf-like figure at night and turns back at sunrise




Location: Mostly found in Northern Europe and northwestern Russia

By Rowan Simpson

THE YETI

CREATURE FEATURES



The Yeti is a very strong animal. It's long arms reach all the way down to his knees. Which makes him able to uproot trees and hurl boulders! The white flowy fur is so thick it can survive extreme cold weather. The feet are very similar to humans feet and the legs are very long so it's like he leaps when he walks.

The culture that believes in the Yeti is the Native tribes. The myth started in 1886 by a man named Anthony Woodriddle. He was hiking the Himalayas and saw the Yeti. It standing in the snow near a ridge only about 500 feet away!



Weight: 400 pounds
Height: 15 feet tall
Habitat: Mt. Everest, Himalayas



Appearance: Hairy with long arms and ape like body.



Food: Mostly meet
Power: Can survive extreme cold and has extreme strength
Location: Aisa



Close-up view


Left: This is a footprint from the Yeti. Right: This is a close up of the Yeti's white fur.



By Braden Seeley

DRAGON

CREATURE FEATURES



A dragon is a legendary beast in the folklore of many European and Asian cultures, and were and remain extremely popular. Practically every ancient civilization had its own tales and stories about this creature. According to some medieval legends, dragons lived in wild, remote regions of the world. Typically a dragon guarded treasures in their dens, and a person who killed on supposedly gained its wealth. Many European legends tell about how a hero slew a dragon. Although it would be hard to kill a dragon because of their ability to breathe fire, fly, and the fact that they are a whopping 48 feet tall and weigh 2700 lbs!

Close up View

Left: Scaly skin that would cover most of the dragon.
Right: What dragon footprints look like, if you see these be careful!



Weight: 2700 lb
Height: 48 feet tall
Habitat: Dank caves, deep pools, wild mountain reaches, sea bottoms, and haunted forests.



Appearance: Snake like features, reptilian scaly skin, four legs with three or four toes on each, spinal nodes running down the back, a tail, and a serrated jaw with rows of teeth.



Food: They eat most types of meat but only if it's cooked
Power: Dragons can breathe fire.
Location: they lived in wild, remote regions of the world.

By Shamus George

MINOTAUR

CREATURE FEATURES



Minotaur was the son of Pasiphae and a bull. Minotaur was banished to an inescapable labyrinth underneath the city of Crete. The Minotaur's roars would create earthquakes above in the city. The people of Crete would believe that the reason for the earthquakes was because of the Minotaur. Mino's wife of Pasiphae and king of Crete would sacrifice 7 Athenian youths and 7 Athenian maidens each year to the Minotaur. One year an Athenian warrior Theseus was sent down to labyrinth but not as a sacrifice. Theseus was sent by Mino's to kill the Minotaur. Theseus succeeded and killed the Minotaur supposedly ending all earthquakes for the city of Crete forever.



Weight: 180-350 pounds
Height: 7-9 feet
Habitat: A labyrinth



Appearance: half bull, half man



Food: human
Power: Roars would create earthquakes
Location: The city of Crete



Close-up view

On the left is Minotaur's fur and on the right is Minotaur's footprint



Accessing eBooks in the LMC


Right now, the LMC is providing access to eBooks instead of traditional print books. There are many great resources available, with hundreds and hundreds of eBooks waiting for students to take a look. Miss Mahar has created a dedicated link on the LMC website, with tutorials explaining the different way to access eBooks this year:
www.wilsoncsd.org/Page/1644

Given the uncertainty of the upcoming school year and the possibility of remote learning, we are extremely thankful for the online resources available through the NIOGA public library system. All students are encouraged to apply for a free library card this year. Instructions and applications for the Wilson Community Library and the Ransomville Free Library are posted on the LMC website: wilsoncsd.org/librarymedia

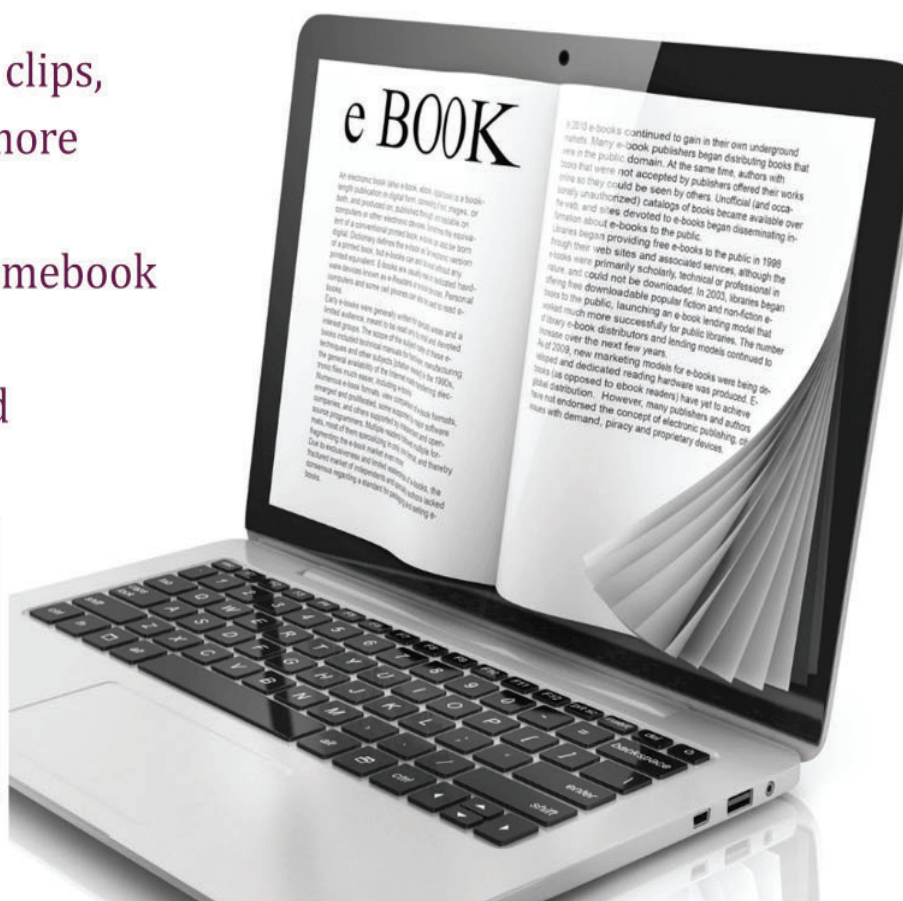
All NYS residents may also apply for the New York (City) Public Library card, giving them access to over 300,000 eBooks and audiobooks:
www.nypl.org/books-music-movies/ebookcentral/simple

What's great about eBooks?

- Interactive, with video clips, breakout photos and more
- Read-aloud options
- Available on your Chromebook
- Highlight passages
- Searchable by keyword



PUBLIC LIBRARY CARDS
Your key to unlocking thousands
of online books & materials!





NEW YORK STATE

Place photo here

Last name _____
 Surname _____
 First name _____
 Given name _____
 Country of birth _____
 Nationality _____
 Birthdate _____
 Date of birth _____
 Answer here _____
 Gender / Place of birth _____
 9/2020 Wilson Middle School
 Date of issue _____ Authority _____
 Your full name here _____
 Signature _____



Local History • 7th and 8th Grade Social Studies

The Local History project that 7th and 8th grade students traditionally take part in, looks a bit different this year, but is still going strong. Social studies teachers Mr. Sippel and Mr. Alderman, with the help of school librarian Miss Mahar, have adapted the project to be paperless. New this year is a digital passport, that students will use to document the places they have visited. The goal of the project is for students to gain increased awareness of locally significant people and places, and learn more information about important locations and historical events that have taken place in Niagara and Erie Counties. People come from all over the world to witness the spectacle of Niagara Falls, but because it is in our backyard, we often take it for granted.

Seventh graders are required to photograph themselves with any blue and gold historical markers and include 2 photographs in their digital passport each month, for a total of 6, by the end of December. Students submitting additional entries in their passport may be awarded extra credit. This year, the project is not mandatory for eighth graders, but they are encouraged to take part and earn extra credit. Mr. Alderman will introduce the passport soon. If transportation is an issue, there are several places within walking distance of the middle school. Miss Mahar has created companion websites that feature maps of the historical markers in and around the village and town of Wilson.

7th grade: <http://wilsoncsd.org/Page/407>

8th grade: <http://wilsoncsd.org/Page/1087>



Youngstown, NY: Fort Niagara was built during colonial times to act as a gateway into the Great Lakes. During its lifetime, the fort has been held by France, Great Britain and America. During the War of 1812, this battery was built by the Americans to help defend the land and the Fort from the British. Bags of salt were used to help fortify or strengthen the battery, which was home to heavy guns and artillery.

